

Name: _____ School: _____



Welcome to the exhibition, *Still Moving*, at the Singapore Art Museum at 8 Queen Street.

This exhibition, *Still Moving*, focuses on the nature of the image as explored in the art of photography and new media. The exhibition comprises three parts:

Afterimage | Contemporary Photography in Southeast Asia

Time Present | Photography from the Deutsche Bank Collection

Image and Illusion | Video Works from Yokohama Museum of Art

Through these artworks, you will be able to explore the various ways contemporary artists create photographs and video works. Think about how you usually take photographs. What other ways can you make an image? How else can you capture a moment in time?

Bearing in mind the questions above, let's take a closer look at some of these artworks!



Let's Try This!

Who or what inspires you?

Make a quick sketch of the most important person or object that has made a great impact in your life:

What do you think the words “Still” and “Moving” mean? Circle your answer(s) below.

I think the word “Still” means:

- a) not moving or making a sound
- b) a static photograph
- c) a single shot from a film
- d) all of the above
- e) none of the above

I think the word “Moving” means:

- a) in motion
- b) to produce strong emotion, such as sadness, sympathy
- c) to change place or position
- d) all of the above
- e) none of the above

What do you think the title of this exhibition, “Still Moving”, means?

When you are in the museum, you may take photographs of artworks **without flash**. When artworks are exposed to light for long periods of time, they may fade and be damaged over time.

Selfie sticks are not allowed in the galleries as well, because one might accidentally hit an artwork with it.



DID YOU KNOW?

Making an image of oneself is called a **self-portrait**. You may be familiar with its more popular name, *selfie*. Do you know anyone who takes *selfies*?

How do they do so?



Go to SAM at 8Q Level 1 Lobby

Look for the artwork *Post Cards for Jokowi* by the Indonesian artist, Agan Harahap.



1. There is one person who appears in every photograph in this series. Who is this person?



DID YOU KNOW?

These photographs are from the series, *Post Cards for Jokowi*.

Joko Widodo, also known as Jokowi, is a popular figure with the Indonesian public. He will be sworn in as President of Indonesia on 20 October 2014.

2. What relationship do you think Jokowi has with these people and what does it say about him?

3. How do you think the public reacted when they saw these photographs of Jokowi?

4. Why would they react in that manner?

Agan Harap actually digitally manipulated these images of Jokowi with celebrities and posted them on social media platforms such as Facebook.

5. Why do you think the artist did this?

6. If you could create similar photographs with celebrities, who would you choose and why?


7. Which social media platforms do you use and for what reasons?

Since the internet provides easy access to images and with digital manipulation tools readily available online, how can we tell if images that we view online are to be believed in?

Discuss with your teacher and classmates how we can trust images that we view from the internet.



Look for the artwork by the Malaysian artist, Yee I-lann.



Take a closer look at this artwork.

Now stand further back and view the whole artwork. Can you figure out the secret message in this artwork?

8. Fill in the blanks below to reveal the text of the artwork.

T _ _ _ S _ N _ _ L L R _ S _ I _ _ H _
 E _ S _ _ N _ _ E L _ _ E R _ S F _ _ M
 T _ I _ _ O N _ N _ G _ _

9. What are the colours used in this artwork?

They are _____.

10. How do you feel when you look at this artwork?

11. What do you think is used to create the images in the artwork?

12. What do you think these images are doing?



DID YOU KNOW?

In using the two colours that are closely associated with Malaysia's ruling parties, the artist, Yee I-lann, wishes to express her compassion and empathy towards West and East Malaysia's politics. This simple body language of embracing can be read as act of healing between East and West Malaysia.



Go to the third floor and enter the gallery on your left

Look for the artwork, *Kashimagawa #352*, by the Japanese artist, Tokihiro Sato.



13. List down what you see in this photograph.

14. What time of the day do you think the artist took this photograph?

This photograph is part of the series *Photo-Respiration*.

15. What do you think the title means and how does this photograph relate to it?

The artist took this photograph in daytime, using a mirror to capture reflected sunlight, and in the night, using a flashlight.

16. Can you guess how he took this photograph without us seeing him in the reflections?



DID YOU KNOW?

Tokihiro Sato took this photograph using exposure timing of up to three hours. This is similar to leaving the shutter of the camera open for up to three hours. Moving objects will not be captured in the image as they are not stationary long enough to be recorded.



Fun at Home

Equipped with a digital camera, adjust the settings to maximum exposure timing by choosing the slowest shutter speed. A larger number indicates a slower shutter speed and greater exposure time. For example, choose a longer shutter speed of 1/60 over 1/125.

Mount your camera to a tripod. With a flashlight, choose your favourite scene and turn on your camera. Try this in a slightly darkened space and occasionally point your flashlight at the camera.

Sketch out the different images you see in the space below.



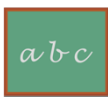
Exit this gallery and walk to the other gallery on the same level

Head to the right side of the gallery and look for the artwork by the Chinese artist, Cao Fei.



17. What is the title of this artwork?

The title is _____.



What do they mean?


Utopia: an imagined place or state of things in which everything is perfect.

18. Name three other words that can also mean “utopia”.

We can also view utopia as a real or imaginary space that you consider as your favourite place.


19. Where is your utopia? This place can also be an imaginary world that exists in your head!

Think of an ideal place and sketch it below.



Spend a few moments watching this video.

20. What are the people in the video doing?



21. Why do you think the people are doing the actions you have just observed?

22. Name some of the places you see in the video.

23. In your opinion, are these utopian places? Why do you think so?

24. How do you feel after watching this video?

The artist invited a group of workers working in a light bulb factory in China to enact their dreams and desires within factory spaces.

25. Why do you think the artist invited the factory workers to pose in their workplaces?



Fun at Home

Dress up in a costume that expresses your ambition and take a *selfie*. Upload this onto social media websites such as Instagram, and tag #whoseutopia #stillmoving.

Compare your *selfie* taken above with the artwork *My Celebrity Friends* by the artist, Agan Harahap. How are they different? Are there any similarities?

Discuss this with your teachers and classmates.



Walk to the left side of this gallery

Look for the artwork, *Singapur Börse*, by the German artist, Andreas Gursky.



27. Where do you think these people are?

28. Explain if you would like to visit such a place.

29. Describe all that you can observe in this photograph.

30. Why do you think the artist created such a big photograph?

31. What difference would it make if the photograph were smaller?

32. Imagine the same photograph but without any people. How would that change your feelings about the artwork?

33. How do you think the colours used affect your feelings about this artwork?

34. What do you think the artist is trying to portray in this artwork?



Head to the fourth floor and turn to the left side of the gallery

Look for the video work, *Circle I*, by the artist Tsai Charwei.



Spend a few minutes watching this video.

35. What materials did the artist use in this video?

36. How do you think the artist created this artwork?

37. Describe what you observed in the video.

38. How do you feel when you watch this video? Circle some of these words below or write your own feelings in the space provided.

Zen

Sleepy

Unsure

Confused

Other feelings:

Puzzled

39. What is the significance of the shape that the artist draws in the video?

The “drawing” disappears almost immediately after it is drawn.

40. What do you think is the artist’s intention in this apparently impermanent act?

41. Listen closely to the soundtrack of the video. How did the music affect your impression of the artwork?

42. How different would it have been without the sound?



Fun at Home

Now that you have seen so many different ways of creating various images, re-create your original drawing (on page 2) using alternative materials and methods.

You can use materials such as magazines, newspapers, and other printed materials to help you create your image.

Compare your newly created image below with your image on page 2. Which image do you prefer? Why?

My day at SAM...

Complete this page and pass it to your teacher to deposit at the SAM Front Desk

Name	School	Age	Exhibition title

I found the activity sheet...

- Very easy Quite easy Okay A little difficult Very difficult

I found the activities in the worksheet...

- Very interesting Quite interesting Okay Not so interesting Not interesting at all

I would like future activity sheets to have...



3 things I have learnt...



2 things I would like to find out more about...



1 thing I hope I can see more of at the museum...

***For Teachers to note:**

Please collect all the pages as a single bundle and deposit them at the SAM Front Desk.