

Name: _____ School: _____



Welcome to the exhibition, *Still Moving*, at the Singapore Art Museum at 8 Queen Street.

This exhibition, *Still Moving*, focuses on the nature of the image, as explored in the art of photography and new media.

Through these artworks, you will be able to explore the various ways contemporary artists create photographs and video works. Think about how you usually take photographs. What other ways can you make an image? How else can you capture a moment in time?

Bearing in mind the questions above, let's take a closer look at some of these artworks!



Let's Try This!

Who or what is the most important person or object to you?

Draw this person or object in the box below.

What do you think the words “Still” and “Moving” mean? Circle your answer(s) below.

I think the word “Still” means:

- a) not moving or making a sound
- b) a static photograph
- c) a single shot from a film
- d) all of the above
- e) none of the above

I think the word “Moving” means:

- a) in motion
- b) to produce strong emotion, such as sadness, sympathy
- c) to change place or position
- d) all of the above
- e) none of the above

What do you think the title of this exhibition, “Still Moving”, means?

When you are in the museum, you may take photographs of artworks **without flash**. When artworks are exposed to light for long periods of time, they may fade and be damaged over time.

Selfie sticks are not allowed in the galleries as well, because one might accidentally hit an artwork with it.



DID YOU KNOW?

Making an image of oneself is called a **self-portrait**. You may be familiar with its more popular name, *selfie*. Do you know anyone who takes *selfies*?

How do they do so?



Go to SAM at 8Q Level 1 Lobby

Look for the artwork *Post Cards for Jokowi* by the artist Agan Harahap.



1. There is one person who appears in every photograph in this series. Who is this person?



DID YOU KNOW?

These photographs are from the series, *Post Cards for Jokowi*.

Joko Widodo, also known as Jokowi, is a popular figure with the Indonesian public. He will be sworn in as President of Indonesia on 20 October 2014.

2. What relationship do you think Jokowi has with these people and what does it say about him?

3. How do you think the public reacted when they saw these photographs of Jokowi? Why would they react in that manner?

The public _____

because _____

Agan Harap actually digitally manipulated these images of Jokowi with celebrities and posted them on social media platforms such as Twitter, Facebook and Instagram.



What do they mean?

Manipulate: To use, control or change in a skilful manner.

4. Why do you think the artist did this?


Since the internet provides easy access to images and with digital manipulation tools readily available online, how can we tell if images that we view online are to be believed in?

Discuss with your teacher and classmates how we can trust images that we view from the internet.



Enter the first floor Gallery

Look for the artwork by the Malaysian artist, Yee I-lann.



Take a closer look at this artwork.

Now stand further back and view the whole artwork. Can you figure out the secret message in this artwork?

5. Fill in the blanks below to reveal the text of the artwork.

T _ _ _ S _ N _ _ L L R _ S _ I _ _ H _
E _ S _ _ N _ _ E L _ _ E R _ S F _ _ M
T _ I _ _ O N _ N _ G _ _

6. What are the colours used in this artwork?

They are _____.

7. Write down three words you feel when looking at this artwork.

8. If different colours were used, would you feel the same about the artwork?
Why?

9. What do you think these images are doing?



DID YOU KNOW?

In using the two colours that are closely associated with Malaysia's ruling parties, the artist, Yee I-lann, wishes to express her compassion and empathy towards West and East Malaysia's politics. This simple body language of embracing can be read as act of healing between East and West Malaysia.



Go to the third floor and enter the gallery on your left

Look for the artwork, *Kashimagawa #352*, by the Japanese artist, Tokihiro Sato.



10. Match the appropriate text to the right word.



◆ Landscape



◆ Portrait

11. Is this photograph taken in landscape or portrait format?

This photograph is taken in _____.

12. Why do you think the artist chose this format?

13. List down what you see in this black and white photograph.

The artist took this photograph in daytime, using a mirror to capture reflected sunlight, and in the night, using a flashlight.

14. Can you guess how he took this photograph without us seeing him in the reflections?



DID YOU KNOW?

Tokihiro Sato took this photograph using exposure timing of up to three hours. This is similar to leaving the shutter of the camera open for up to three hours. Moving objects will not be captured in the image as they are not stationary long enough to be recorded.




Exit this gallery and walk to the other gallery on the same level

Head to the right side of the gallery and look for the artwork by the Chinese artist, Cao Fei.



15. What is the title of this artwork?

The title is _____.

 **What do they mean?**
Utopia: an imagined place or state of things in which everything is perfect.

16. Which of these words would you associate with utopia? Circle the words below or write your own words in the space provided.

Black

Love

Light

Sky

Family

Home

Heaven

School

Other words: _____

We can also view utopia as a real or imaginary space that you consider as your favourite place.

17. Where is your utopia? This place can also be an imaginary world that exists in your head!

Think of an ideal place and sketch it below.

Spend a few moments watching this video.

18. What are the people in the video doing?


19. Why do you think the people are doing the actions you have just observed?

20. Name some of the places you see in the video.

21. In your opinion, are these utopian places? Why do you think so?

The artist invited a group of workers working in a light bulb factory in China to act out their dreams and desires within factory spaces.

22. Imagine who or what you would like to be and draw that in the box below.



What do you want to be when you grow up?

Dress up in a costume that expresses your ambition and take a photograph of yourself in the costume. Upload this onto social media websites such as Instagram, using the hashtag #whoseutopia #stillmoving.



Walk to the left side of this gallery

Look for the artwork, *Singapur Börse*, by the German artist, Andreas Gursky.



23. Describe all that you can observe in this photograph.

Empty rounded rectangular box for student response.

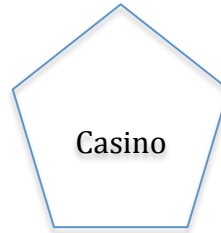
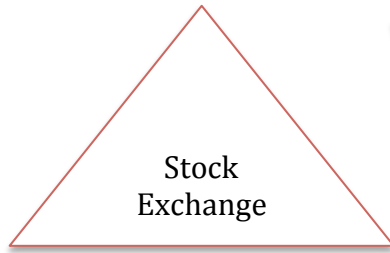
24. Why do you think the artist created such a big photograph?

Empty rounded rectangular box for student response.

25. What difference would it make if the photograph were smaller?

Empty rounded rectangular box for student response.

26. Where do you think these people are? Select your answer below.



27. Identify the various colours you see here.

Empty rounded rectangular box for writing the answer to question 27.

28. Would this photograph be more interesting if it were in black and white?
Why do you say so?

Empty rounded rectangular box for writing the answer to question 28.

29. How do you feel when you look at this photograph?

Empty rounded rectangular box for writing the answer to question 29.


30. Imagine the same photograph but without any people. How would that
change your feelings about the artwork?

Empty rounded rectangular box for writing the answer to question 30.



Head to the fourth floor and turn to the right side of the gallery

Look for the video work, *Untitled I*, by the artist Peter Coffin.



Spend a few minutes watching this video.

31. List all the colours and objects you observe in this video.

32. How do you feel when you watch this video? Circle some of these words below or add your own feelings in the space provided.

Lost

Sleepy

Uncomfortable

Scared

Dreamy

Hungry

Other feelings:

33. Do you like the music in the video? If you could change the flying objects or music in the video, what would you change them to? Why?

34. How do you think this work was created?



DID YOU KNOW?

The American artist, Peter Coffin, uses the familiar forms of fruits and projects them in an unfamiliar situation. The enlarged, x-ray version of fruits flying towards the viewer in space appear surreal and resemble meteoroids. This video ignites curiosity about the mysteries of human existence.



What do they mean?

Surreal: Having an unreal quality of a dream



Fun at Home

Now that you have seen so many different ways of creating various images, try re-creating your original drawing (on page 2) using different materials and methods.

You can use materials such as magazines, newspapers, and other printed materials to help you create your image.

Compare your newly created image below with your image on page 2. Which image do you prefer? Why?

My day at SAM...

Complete this page and pass it to your teacher to deposit at the SAM Front Desk

Name	School	Age	Exhibition title

I found the activity sheet...

- Very easy Quite easy Okay A little difficult Very difficult

I found the activities in the worksheet...

- Very interesting Quite interesting Okay Not so interesting Not interesting at all

I would like future activity sheets to have...



3 things I have learnt...



2 things I would like to find out more about...



1 thing I hope I can see more of at the museum...

***For Teachers to note:**

Please collect all the pages as a single bundle and deposit them at the SAM Front Desk.